




PLUMEN
DESIGNER LOW ENERGY LIGHTING

BULBS		
003		04
002		06
001		08
WattNott		10
PENDANTS		
Drop Cap		12
SHADES		
Drop Top		14
Drop Hat		16
CHANDELIERS		
Drop Cap Pendant Chandelier		18
Drop Hat Shade Chandelier		18
Drop Top Shade Chandelier		18
ACCESSORIES		
Base Covers / Cables / Ceiling Roses / Lamp Holders		18



Detail of Plumen 003 LED Bulb

PLUMEN 003
LED LIGHT BULB

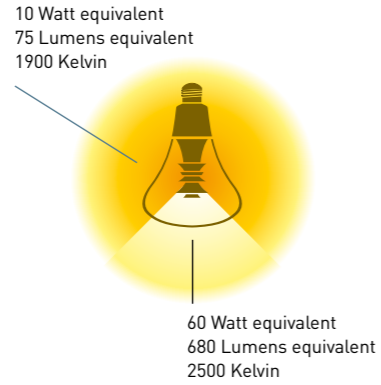
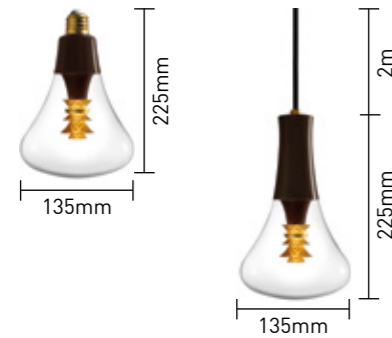
The Plumen 003 is not just beautiful to look at, it makes you and your surroundings look beautiful too. A hybrid lamp that combines the functional benefits of a spotlight with the warm, flattering omnidirectional glow of an accent light; the 003 is a new format of LED bulb.

The 003 is a centrepiece lamp that creates an atmosphere as the focal point of any interior; the jewelled facets sparkle and there's a magical feel in the reflected light. It's perfect to be hung over a dining table, bar or bedside cabinet.

The Plumen 003 was designed by HULGER, Claire Norcross and Marie Laure Giroux.

Specification

- 250 Lumen (see graphic above)
- 10,000 Hours lifetime
- 6.5W
- Dimmable
- 2400k
- CRI → 90
- Available in E27 or E26
- Available in 230v and 120v
- UL and CE certified



003



Photography Dean Dorat

Photography Norbert Schoerner

Plumen 003 Bulb and Pendant



Photography Andrew Penketh

002

PLUMEN 002 LED LIGHT BULB

The Original Plumen 002 LED is an accent lamp, setting the tone of a room with its warm atmospheric glow.

Perfect for anyone looking for an alternative to the traditional Edison designs, the 002 LED works beautifully alone, in series or when paired with a pendant, table light or wall sconce.

Like all Plumen bulbs the 002 LED is efficient - using 80% less energy and lasting 10 times longer than a standard incandescent bulb.

Designed by HULGER and Bertrand Clerc.

Specification

- 245 Lumen
- 10,000 Hours lifetime
- 4W
- Dimmable
- 2200k
- CRI → 80
- Available in E27, B22 or E26
- Available in 230v and 120v
- UL and CE certified



Plumen Drop Cap Pendants
Plumen 002 LED Bulbs

001

PLUMEN 001

CFL LIGHT BULB
ORIGINAL + BABY

The Original Plumen 001 is the world's first designer low energy light bulb. The multi-award winning design encourages you to consume less energy by celebrating the new technology. The Original 001 is a bulb to take pride of place, not be hidden away.

The Baby 001 has the same unique design as the Original 001 but in a more compact shape, making it perfect for smaller fixtures and fittings.

Both designs use 80% less energy and last 8 times longer than a traditional incandescent bulb.

Designed by HULGER and Samuel Wilkinson.

BRIT
INSURANCE
DESIGN OF
THE YEAR 2011

DESIGN
MUSEUM

Specification

ORIGINAL

820 Lumen
8,000 Hours lifetime
15W
Non-Dimmable
2700k
CRI → 80
Available in E27, B22 or E26
Available in 230v and 120v
UL and CE certified

BABY

585 Lumen
8,000 Hours lifetime
11W
Non-Dimmable
2700k
CRI → 80
Available in E27, B22 or E26
Available in 230v and 120v
UL and CE certified



Baby 001 CFL Bulbs



Photography Andrew Penketh

Drop Hat Shades with Original 001 CFL Bulb



Photography Ian Noble Styling Poppy Norton

WattNott

FILAMENT LED LIGHT BULB RANGE

WattNott has its own unique identity but, as part of the Plumen family, follows the same ethos of design-led energy saving lighting.

WattNott takes classic bulb shapes, adds a contemporary design twist and displays them in playful packaging. The LED filaments are uniquely configured by hand to give superior light distribution.

The range offers two colour options: clear glass providing a **Warm Light** and a gold tinted glass which creates **Super Warm Light**.

Each bulb features a turquoise tipped ballast and the glass is adorned with the gold WattNott insignia.




Willis
There are lots of sides to me

Wilbur
I'm a bit if a square

Wyatt
I'm a big fella

Wanda
I'm the loopy one

Winnie
Now you can put baby in the corner




Wilbur

Type PS60
Fitting E27
Dimmable Yes
Life 25000 hours
Dimensions 115mm x 63mm



Winnie

Type B35
Fitting E14
Dimmable Yes
Life 25000 hours
Dimensions 96mm x 35mm



Willis

Type ST64
Fitting E27
Dimmable Yes
Life 25000 hours
Dimensions 142mm x 64mm



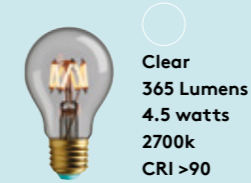
Whirly Willis

Type ST64
Fitting E27
Dimmable Yes
Life 15000 hours
Dimensions 135mm x 60mm




Wanda

Type A60
Fitting E27
Dimmable Yes
Life 25000 hours
Dimensions 102mm x 60mm



Whirly Wanda

Type A60
Fitting E27
Dimmable Yes
Life 15000 hours
Dimensions 108mm x 60mm



Whirly Wyatt

Type G95
Fitting E27
Dimmable Yes
Life 15000 hours
Dimensions 130mm x 95mm



PLUMEN DROP CAP PENDANT

The Drop Cap Pendant is a tailor-made accessory for Plumen bulbs – the metal cover sits over the lamp holder and the bulb ballast to perfectly frame each of the unique designs.

Along with the ceiling rose, lamp holder and metal cover, the pendant comes with 2m of matching fabric cable, which can be adjusted as required.

Designed by HULGER

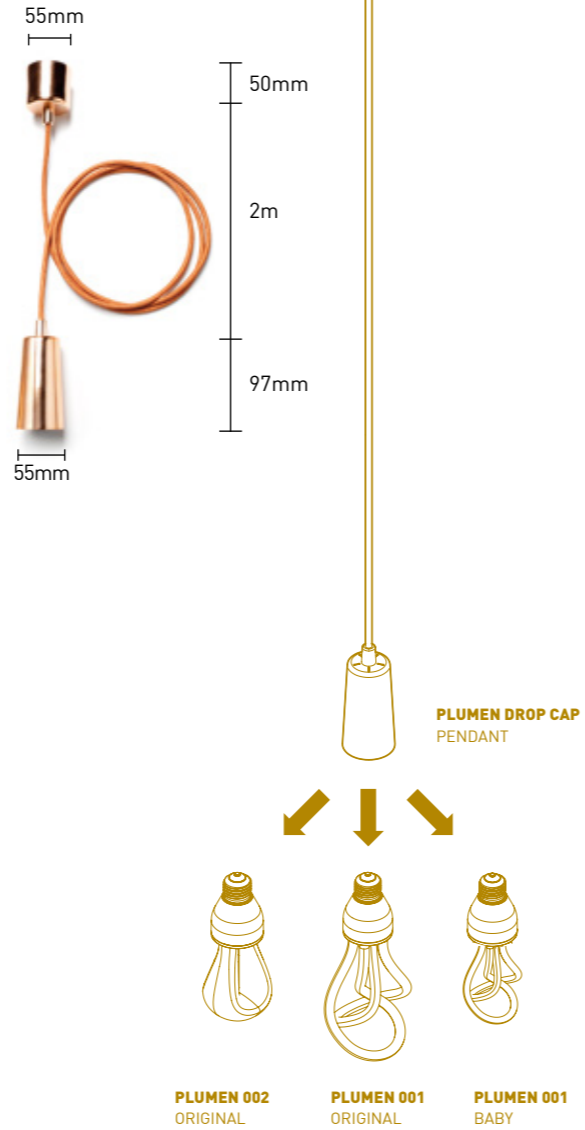


Photography Petr Krejci

Specification

2m Fabric Cable
Adjustable height to fit
Available in E27 or E26
ETL and CE certified

- White
- Black
- Copper
- Chrome
- Brushed Brass



Plumen Drop Cap Pendant with 002 LED light bulbs

Photography Ian Noble Styling Poppy Norton

PLUMEN DROP TOP SHADE

The Drop Top Shade is a mouth-blown glass shade that softens the brightness of the bulb from the side while fully illuminating the surface below. The glass allows you to enjoy the unique form of any Plumen bulb, making this a beautiful yet practical shade for every application.

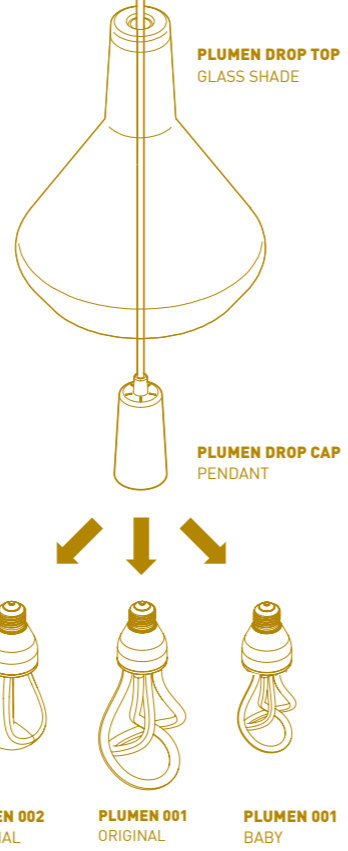

The Drop Top Shade is made up of a Drop Top Shade, Drop Cap Pendant and a Plumen bulb. It is part of the Plumen Modular Collection, designed to be used with the Original 001, Baby 001 or 002 LED bulbs.

Designed by HULGER

Specification

Made from glass
Weight 1.5kg

- White Shade + White Pendant
- Black Shade + Black Pendant
- Amber Shade + Copper Pendant
- Amber Shade + Black Pendant



Plumen Drop Top Shades with Original 001 CFL Bulbs



PLUMEN DROP HAT SHADE

The Drop Hat Shade is a sleek metal disc, ideal for those who want to enjoy the beauty of a bare bulb in a refined and effortless lighting piece. Perfectly proportioned for Plumen bulbs, the Drop Hat creates stunning reflections and coloured glows, adding ambience to any space. Used in groups, the Drop Hat also creates a striking architectural gesture.


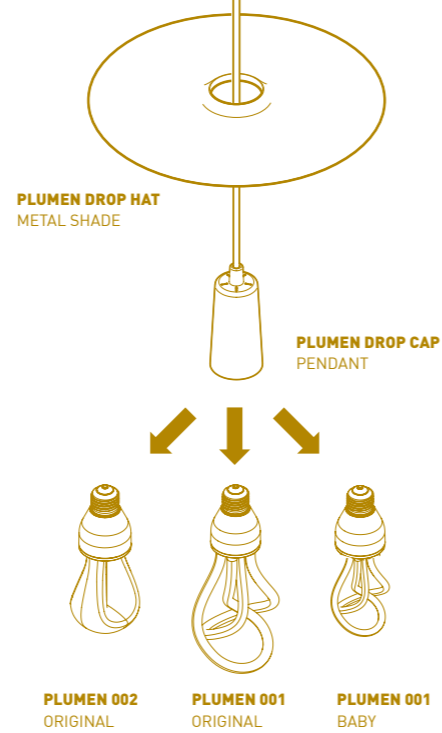


The Drop Hat Shade is made up of a Drop Hat Shade, Drop Cap Pendant and a Plumen bulb. It is part of the Plumen Modular Collection, designed to be used with the Original 001, Baby 001 or 002 LED bulbs.

Designed by HULGER

Specification

Made from steel
Weight 1.2kg

- White Shade + White Pendant
- Black Shade + Black Pendant
- Copper Shade + Copper Pendant
- Chrome Shade + Chrome Pendant
- Brushed Brass Shade + Brushed Brass Pendant



Toby Summerskill

Photography Ian Noble Styling Poppy Norton



Plumen Drop Hat Shades with 002 LED Bulbs

CHANDELIERS

Plumen Chandeliers are affordable but beautiful lighting centrepieces, perfect over a dining table, breakfast bar or in a hallway. They work equally well in commercial environments, setting the tone for any bar, restaurant, coffee shop or hotel.

Available in three formats - Drop Cap Pendant, Drop Hat Shades and Drop Top Shades - there is a solution for every situation.

Each version is available in a three or four-way combination and can be paired with any Plumen bulb. The cables can be adjusted to any length, giving you the freedom to design a solution for any space - please talk to the Plumen team for any projects requiring more than 2m of cable.

For dimensions or technical specifications of any of our accessories or chandeliers, please email sales@plumen.com for more information.

DROP CAP PENDANT CHANDELIER

3-Way 4-Way



Specification

- White
- Black
- Copper
- Brushed Brass

DROP TOP SHADE CHANDELIER

3-Way 4-Way



Specification

- White
- Black
- Copper /Amber

DROP HAT PENDANT CHANDELIER

3-Way 4-Way



Specification

- White
- Black
- Copper
- Brushed Brass



3-Way Drop Top Shade Chandelier
3-Way Drop Cap Pendant Chandelier

ACCESSORIES

Design your own bespoke Plumen light with our accessory range. A huge choice of fabric cable allows you to combine any colour and length of cable with any one of our ceiling roses, lamp holders, shades and Plumen bulbs. Whether it be a single pendant or a vast chandelier, everything is possible.

Our warehouse team can assemble any bespoke lighting solution in advance, so all you need to do is install. Ask our sales team for more information.

BASE COVERS



Specification

- White
- Chrome
- Brushed Brass



CABLES

Specification

Choose from over 50 different colours and finishes of fabric cable. See website for details or contact the team for more information.

CEILING ROSES



Specification

- White
- Black
- Copper
- Chrome
- Brushed Brass

LAMP HOLDERS



Specification

- White
- Black
- Copper
- Chrome
- Brushed Brass

CONTACTS

Plumen
2nd Floor
60-62 Commercial Street
London E1 6LT
United Kingdom

Plumen.com

sales@plumen.com
orders@plumen.com

+44 (0)207 650 7882